



District Report Card: 2017


State: West Bengal	District: Uttar Dinajpur
Class: 8	Subject: Language
Schools: 51	Students: 973


Participation/Coverage


Students

GENDER 	Boys		Girls	
	Number	%	Number	%
	325	33.40	648	66.60

AREA 	Rural		Urban	
	Number	%	Number	%
	909	93.42	64	6.58

CATEGORY 	SC		ST		OBC		GEN	
	Number	%	Number	%	Number	%	Number	%
	407	41.83	40	4.11	182	18.71	344	35.35

CWSN 	LD	VI	HI	S&LD	ID	Oth
	3	0	0	2	0	7

Management 	Government		Government-aided	
	Number	%	Number	%
	318	32.68	655	67.32

Average Performance of Students in Language (%)

Overall	Gender		Area		Management		Social Group			
	Male	Female	Rural	Urban	Govt.	Aided	SC	ST	OBC	GEN
41.85	40.84	42.36	41.70	43.96	41.24	42.15	43.88	37.67	38.02	41.96

Performance on Learning Outcomes (LOs)

Learning Outcomes	Description	Average Performance(%)
L813	Read textual/non-textual materials with comprehension and identifies the details, characters, main idea and sequence of ideas and events while reading	41.85

Range of Performance of Students who Answered Correctly							
Below 30%		30% - 50%		50% - 75%		Above 75%	
Number	%	Number	%	Number	%	Number	%
319	32.79	333	34.22	243	24.97	78	8.02

Lowest Performing Learning Outcomes (LOs)

1 - Read textual/non-textual materials with comprehension and identifies the details, characters, main idea and sequence of ideas and events while reading (41.85)